

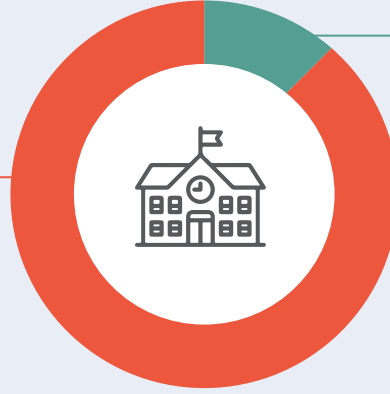
Statistics of Syrian Students Under Temporary Protection (UTP) 2024-2025 School Year*



School-age Syrian Children UTP
1,071,604

Enrolled in School
78.59%
842,194

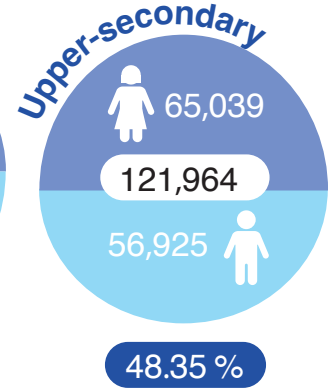
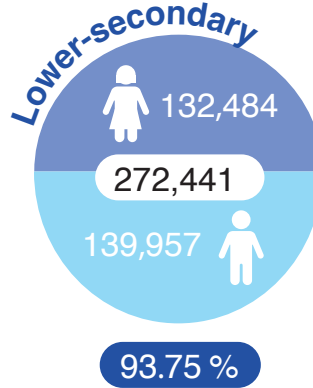
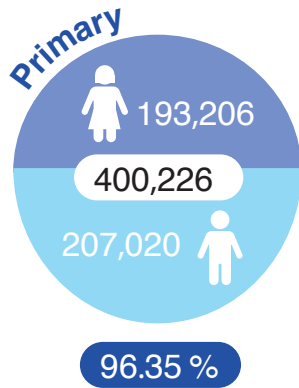
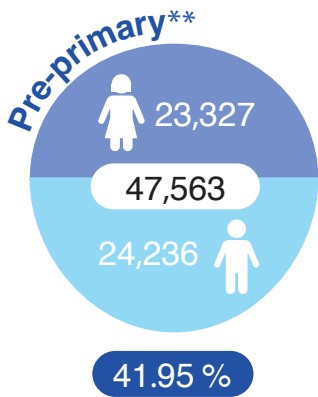
414,056
49.16% **428,138**
50.84%



Out-of-school
21.41%
229,410

106,527
46.44% **122,883**
53.56%

Number of Syrian students UTP and enrolment rates by level of education



10 provinces with highest number of Syrian students UTP



1. ISTANBUL
2. GAZIANTEP
3. ŞANLIURFA
4. HATAY
5. ADANA
6. BURSA
7. MERSİN
8. IZMİR
9. KONYA
10. KAHRAMANMARAS

116.157

*September 2024, PMM and November 2024, MoNE.

**Number of school-age children includes only age 5.

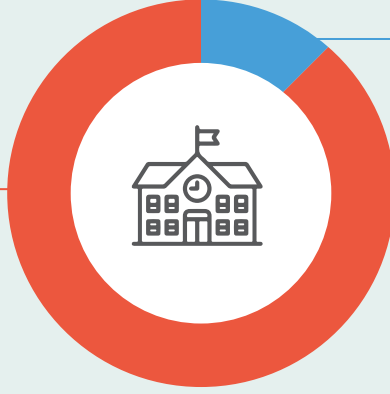
Statistics of Foreign Students 2024-2025 School Year*



Foreign National
School-age Children
1,269,956

Enrolled in School
80.26%
1,019,238

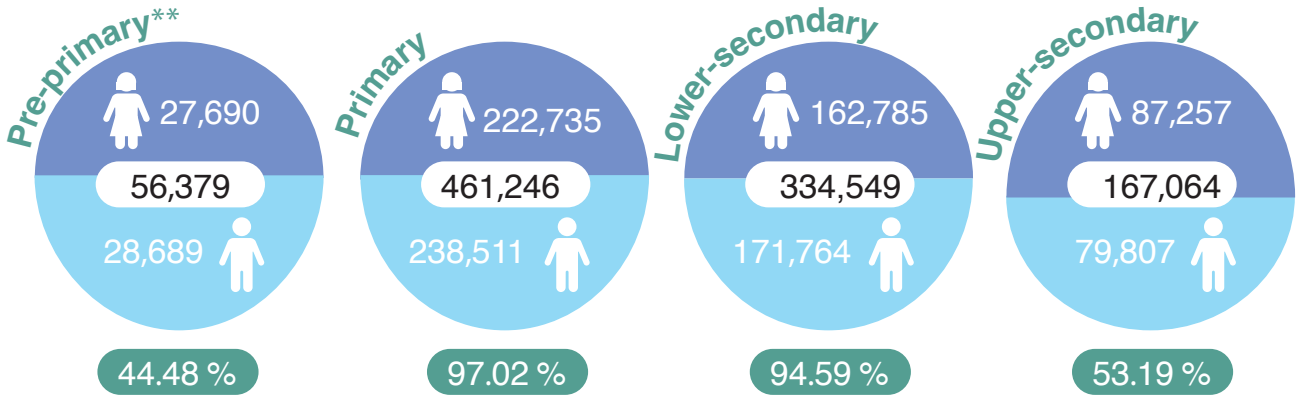
500,467 49.10%
518,771 50.90%



Out-of-school
19.74%
250,718

115,431 46.04%
135,287 53.96%

Number of foreign national students and enrolment rates by level of education



10 provinces with highest number of foreign students



*September 2024, PMM and November 2024, MoNE. The number of foreign students includes 161 nationalities. The 10 nationalities with highest number of foreign students are: Syrian 842.194, Iraqi 50.783, Afghan 43.656, Iranian 11.129, Azerbaijani 8.423, Russian 8.393, Uzbek 6.024, Egyptian 4.533, Kazakh 4.077 and Turkmen 3.986.

**Number of school-age children includes only age 5.